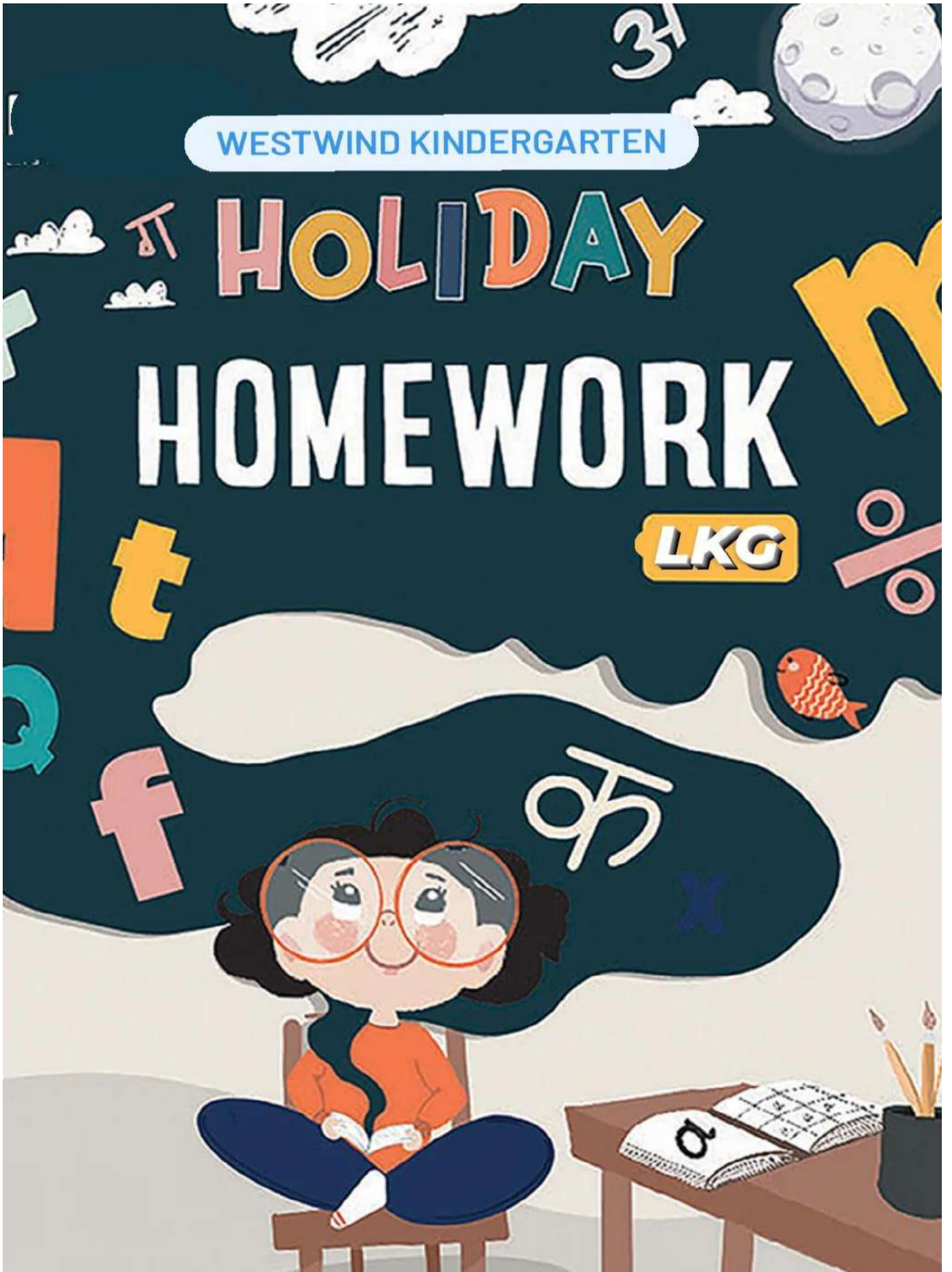


WESTWIND KINDERGARTEN

HOLIDAY

HOMework

LKG



Westwind Kindergarten

Holiday Homework

LKG

Summer holidays are that time of the year when you get an opportunity to spend lots of quality time with the child. To enhance your child's learning we have planned enjoyable and fun-filled activities to keep their skills sharp and concepts clear. Use their energy and give a vent to their creativity. It will surely enhance their learning process and make their holidays more enjoyable.

Relax, enjoy, have lots of fun and come back refreshed. 📖

English


Being creative

Students will be able to recapitulate letters A-Z with their phonic sound and pictures/objects.

Resources- 26 small colourful sheets (size- 14x14cm), pencil, crayons, sketch pens

My alphabet book -Help your child to make flash cards of Alphabet A-Z by writing 1 letter and drawing 1 object related to that letter. Colour and decorate the flash card. Repeat the same with all the letters **A C M P** then join all the flash cards together to make a book. Decorate the cover page ,name it as "My Alphabet Book" and help your child to do his/her signature .After this ask your child to spot objects related to letters A to Z and ask the phonic sound as well.

This is a fun game and you can ask your child to spot as many objects.



Learning Outcomes –Students will develop phonetic skills and enhance their Cognitive skills, creativity, language and physical skills.

Writing skill enhancement – Write letters A- Z in sequence in English notebook.

Maths

Nature walk

Students will be able to learn and explore about the concept of big and small with the help of leaf printing

Resources:-Worksheet (given below), leaves of different sizes, water colour, paint brush, pencil, eraser, crayons

Go for a nature walk with your child in a park or a garden. Ask your child to collect fresh leaves of different size. Ask him/her to identify one big leaf and one small leaf. Then provide water colour and paint brush and ask him/her to apply it on the rough side of the selected leaves. Guide your child to apply little pressure on the leaves while printing.

Ask your child to fill the initial letters while naming Big leaf and small leaf as given in the worksheet.

Ask your child to touch the surface of different leaves. Let them feel the texture of leaves whether it is smooth, rough or shiny. Accept the responses from him/her and appreciate.

Keep the worksheet safely and submit to the class teacher on the given date.



Learning Outcomes:- Through this activity children will develop fine motor skills ,they will enhance vocabulary and will explore their understanding about texture of leaves and the concept of big and small.

Writing skill enhancement:- Complete Maths workbook page no. 36, 37,38,39,40,41,42,43.

_IG _EAF (1)

|

_MALL _EAF (1)

EVS

My Name Art *

Students will be able to learn and recall the alphabets of their name.

Resource –My Name Art Worksheet(given below) sketch pens, pencil, crayons, glue, decorative items like colour paper, stickers, shells etc.

Parents will help the child to learn and write the name of your child in capital letters in the box using sketch pens. Then let your child decorate each letter of his/her name using different decorative items. He/she can decorate each letter using his/her own creativity to make it look more attractive (refer to the picture given below as an example on how to create name art)

Keep the worksheet safely and submit to the class teacher on the given date.




Learning Outcomes- Through this activity children will be able to enhance creativity, concentration and awareness about their name. They will also recapitulate formation of letters in their name.

Whenever you introduce your child to someone ask your child to introduce himself/herself using full sentence as “Hello. My name is _____.”

Writing Skill enhancement: Complete worksheet given in E.V.S. note book.

MY NAME ART



Hindi

Students will be able to narrate hindi kavita अच्छे बच्चे

Resources:- मेरा स्कूल बैग worksheet, decoration items like stickers, glitters, crayons, sketch pens etc.

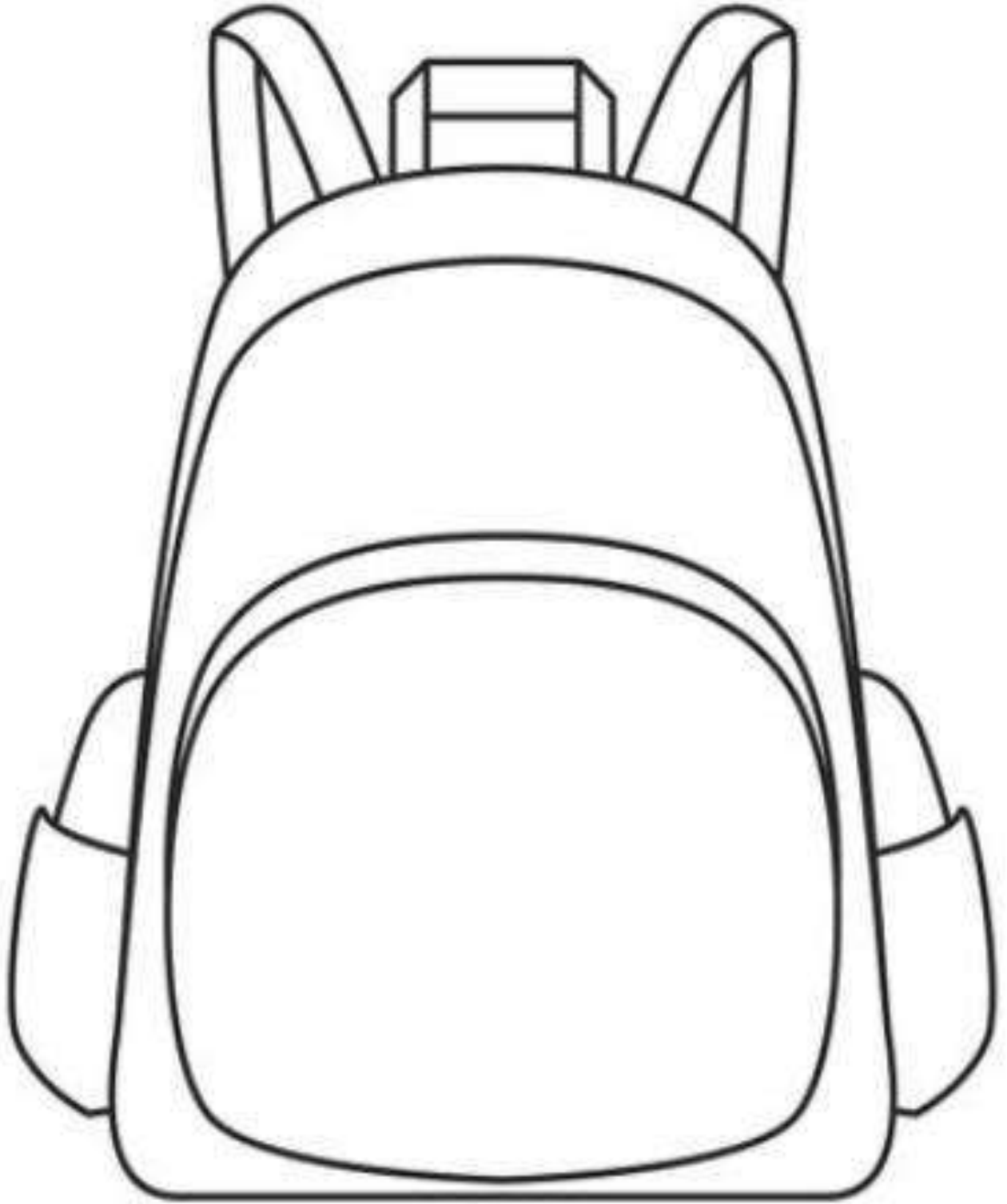
Parents will provide the given worksheet मेरा स्कूल बैग. Children will learn the poem अच्छे बच्चे and they will decorate the picture of the given school bag using their own creativity and imagination.

Keep the worksheet and submit it to the class teacher on the given date.

रोज़ सुबह जो जल्दी उठकर,
सबको गले लगाते हैं ।
रोज़ नहाकर बाल बनाते,
हंसकर पढ़ने जाते हैं।
ऐसे बच्चे ही जग में, अच्छे
बच्चे कहलाते हैं।

Writing Skill Enhancement:- Write swar अ, आ, इ, all together 2 times in hindi notebook.

मेरा स्कूल बैग




Art and craft. :-

Colour by number

1-red
2-orange
3-yellow

4-green
5-blue
6-purple



Family time!

As we engage with our family, we learn how to understand each other. These interactions with our families create emotional intelligence and deeper connections with them. Family interactions can have a significant impact on mental health, behaviour, and even physical health. 😊

Some advantages of having a family are increased happiness and satisfaction. Studies have shown that spending time with family 👨👩👧 can help reduce stress and anxiety, lead to a healthier lifestyle and lengthen your life. Family gives you motivation to be the best version of yourself.


As the summer season 🌞 is going on go for a ride at different places and search for a mango tree 🌳 which has mangoes. It will be a blissful moment for your child to see mangoes 🍑 on a tree in reality. Ask your child to count as many mangoes as he/she can spot. Discuss the colour of mangoes as they are green and turns yellow once they ripe.



On the way back home have a splendid time with your child and get some kaccha and pakka aam along with you.

At home eat mangoes together, let your child explore the taste of mangoes and create a special dessert, chutney, drink etc using mangoes 🍑.

Have a great family. Time together!



STORY TIME

It's all about Stories

✦ Stories play a vital role in the growth and development of children. The books they read and the characters they get to know can become like friends. It encourages the children to realise that they are natural-born storytellers and can imagine anything they want.

Reading stories and telling the stories to your child is very important as it helps him/her know sounds, words, develop language skills and enhance vocabulary. Reading aloud with your child is an important part of their education. It teaches them to speak fluently, they listen carefully and develop the ability to read themselves.

Here are some tips for you:

- ✓ Show them the cover of the storybook before reading the story. It will create the curiosity and interest in children.
- ✓ Test your child's interest and progress while reading the story by asking them the questions.
- ✓ Check newly acquired skills as stories contain vocabulary whenever the new word pop up ask them to guess the meaning by using picture clues.
- ✓ Make it engaging by integrating it to the surroundings, make some crafts, use objects, use different sounds/ voices and use creative story puppets.
- ✓ Get feedback from your child at the end of the story. Ask your child what they enjoyed or disliked about the story. Asking questions will improves their oral fluency.
- ✓ Talk about the story with your child in whatever language and expressions you feel most comfortable. You can talk about the pictures in the story too.

These tips will engage your child with reading. It will encourage them to form opinions and give them the confidence to express their preferences more.

🔑 We would like students to prepare themselves to dress up like their favourite character of any story. We will be organising Fancy dress competition after vacations. The date will be shared with you all soon. 🎉

🔑 **Happy Reading!**